

First Full Stack Capstone

Project Title: Studio Keeper

Contents:

Proposal/Concept Statement

User Stories

Screen Inventory and Wireframe

User Flow Diagrams

User Flow Outline (diagrams in outline form)

Proposal/Concept Statement:

My capstone project (Studio Keeper) will be a mobile first application to support artists, makers, and designers with managing their inventory catalog, contacts, and events. The intuitive and clean UI will allow the user to easily input and modify the desired information, as well as then retrieve specific information of interest. The organization of information in the gallery section will allow for appealing presentation and enable the app itself to serve as a marketing tool and allow contacts to favorite items from the catalog. The contact information will allow the user to easily place calls or send email to individual contacts. In the events section, a date feature will allow users to input relevant submission or event dates, which will populate a calendar for easy tracking. Overall, the appealing visual design and intuitive user interface will make this app easy to use and a go to for users looking to manage and track these aspects of their business and creative work.

USER STORIES

New users

As a new user, I want to create a new account. (high)

As a new user, I want to upload a picture to a catalog entry. (high)

As a new user, I want to enter contact information for a gallery I visited. (high)

As a new user, I want to add information about an upcoming design competition (event). (high)

As a new user, I want to add new contacts' information. (high)

As a new user, I want to indicate a newly added contact favorited three of my catalog items. (medium)

Returning users

As a returning user, I want to retrieve a gallery view of all of my catalog. (medium)

As a returning user, I want to send an email from my phone to a gallery curator. (medium)

As a returning user, I want to place a call about an exhibition opportunity. (medium)

As a returning user, I want to see thumbnails of the art work I created in 2010. (high)

As a returning user, I want to make changes to the price I set for a particular work. (high)

As a returning user, I want to edit the gallery curator contact information. (high)

As a returning user, I want to see what shows have submission deadlines in January. (high)

Administrators

I don't foresee an administrator role.

Tracking User Stories:

<https://trello.com/b/Z7NhjKF/studio-keeper>

Screen Inventory:

(user flow diagrams are on the following pages)

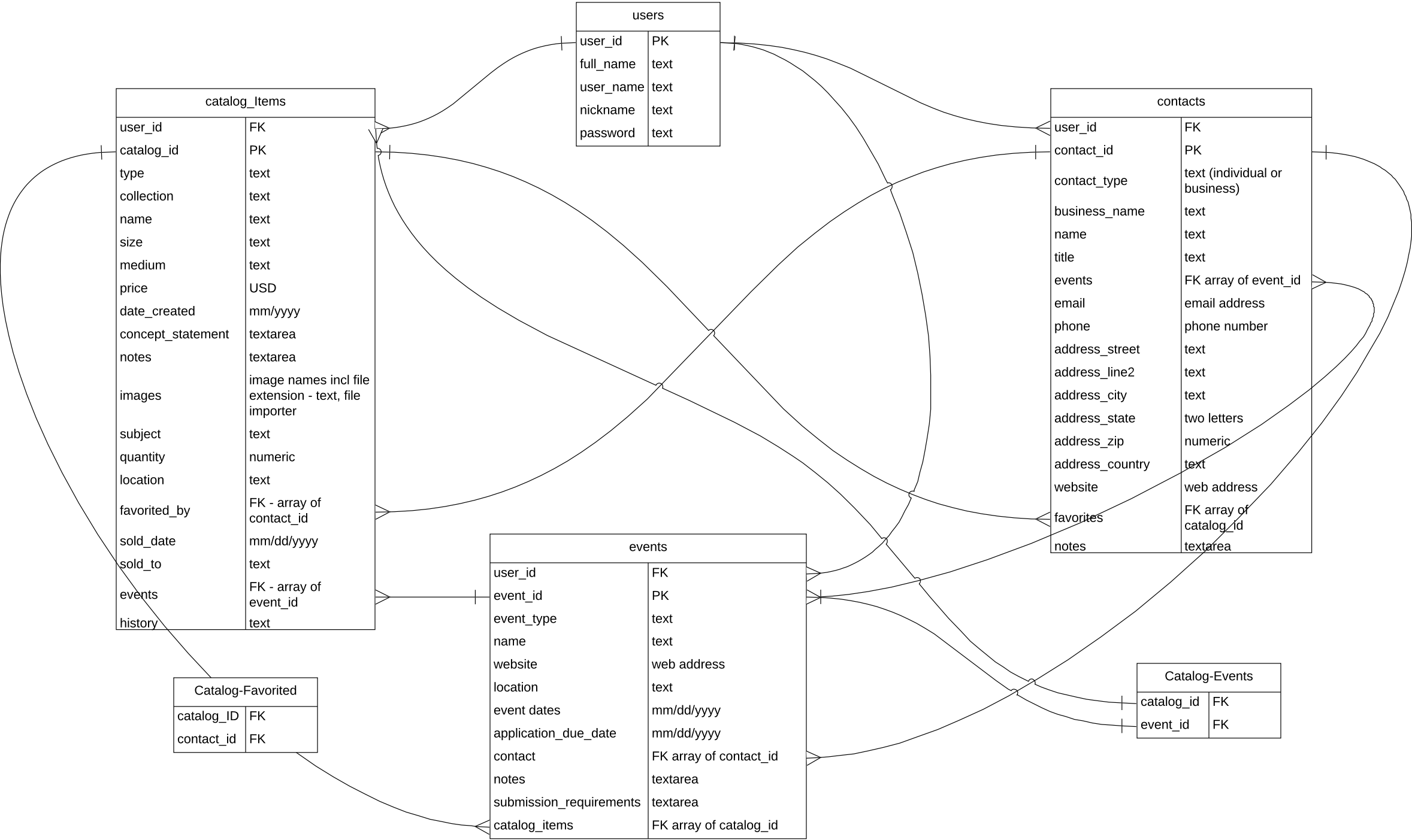
- first five stories:
 - Landing page
 - App home page
 - Create new user account
 - Add a contact
 - View a contact
 - Edit a contact
 - Add a catalog entry
 - View information on a selected catalog entry

Wireframe:

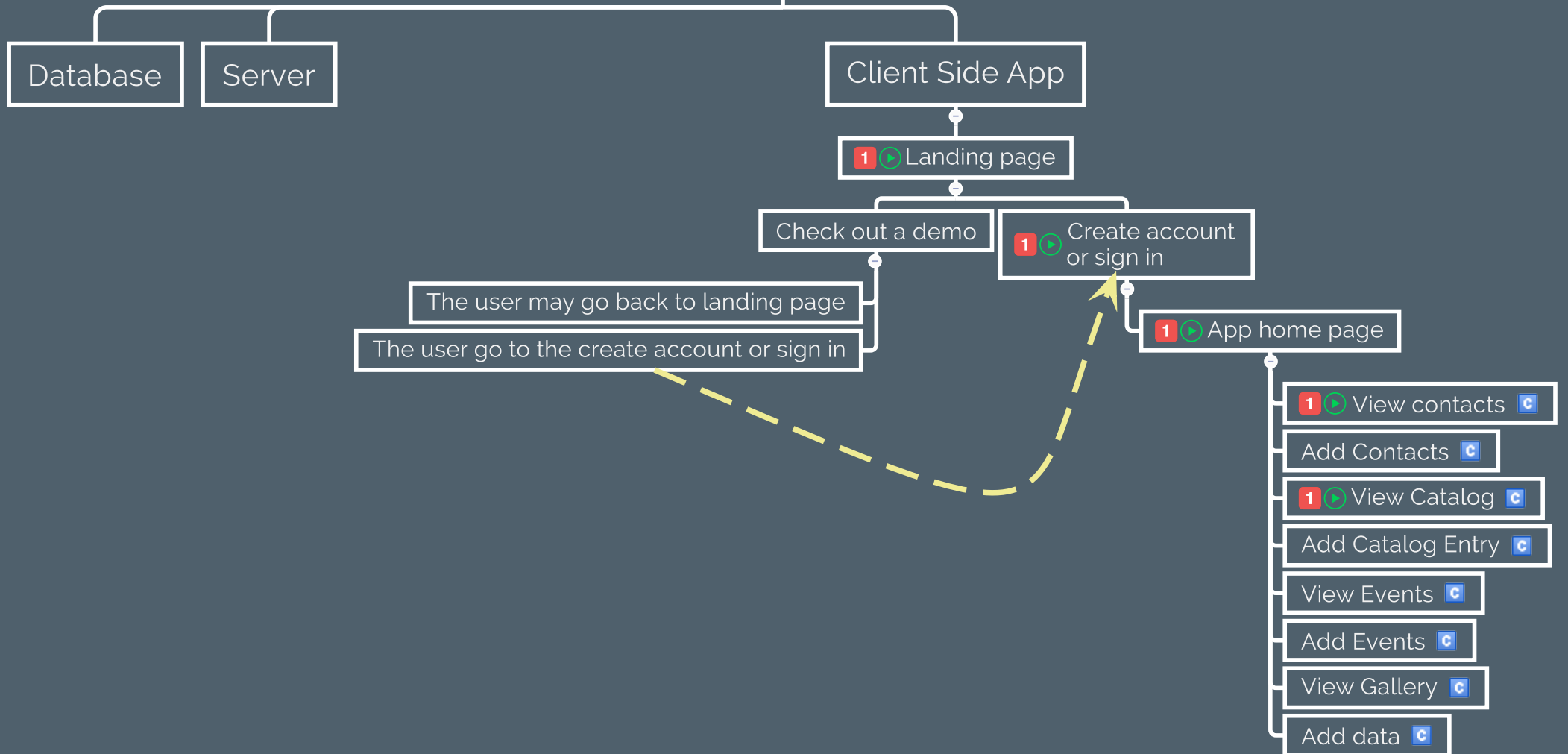
<https://repl.it/@sheilajmi/wireframe1>

studio-keeper ERD

Sheila McLain Jagla | March 7, 2020



Capstone project



View contacts 1

user may select a contact

A user may see the selected contact information

The user may click to edit

The user may edit the selected Contact C

The user may click to call

The user may click to send an email

The user may click back to contact list

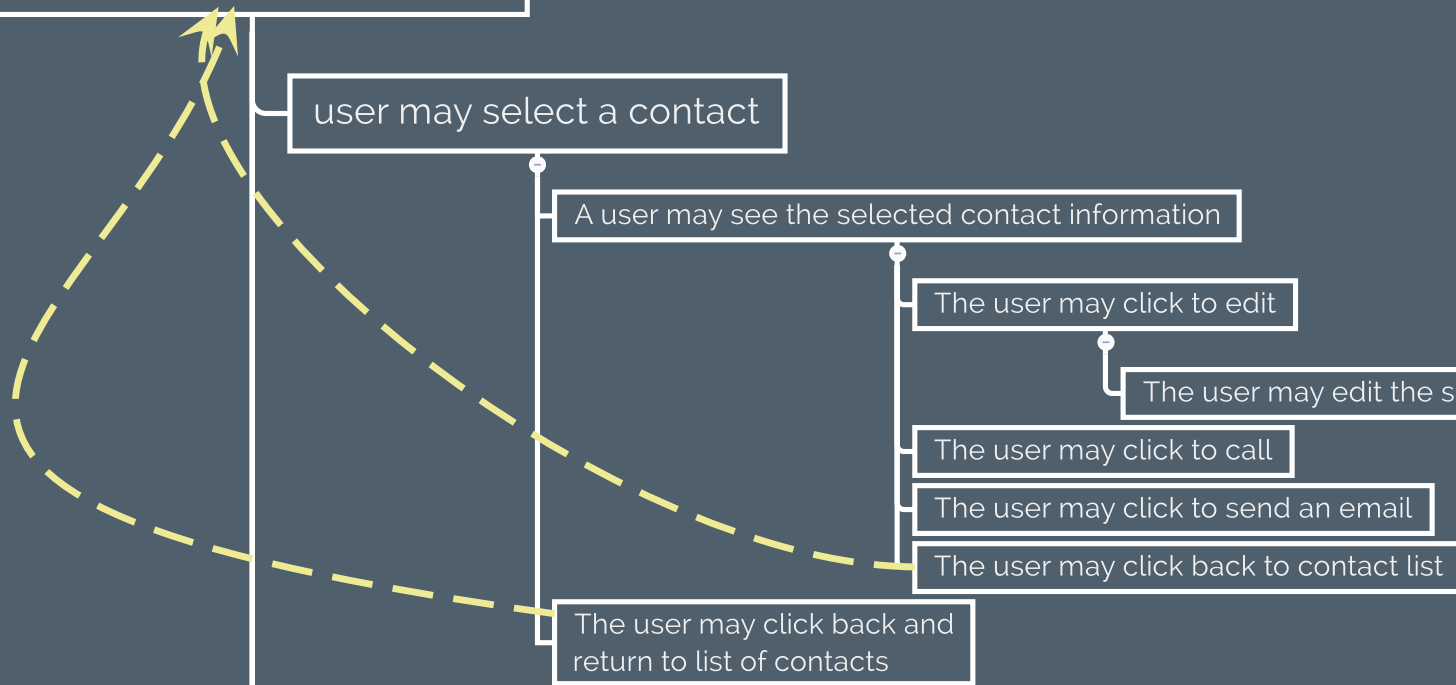
The user may click back and return to list of contacts

1 ▶ Add a contact C

Search contacts

View contacts by preset filters

1 ▶ User may click to edit contact C



Edit A Contact T

The user may choose not to edit and return to list of contacts

The user may make changes

If changed fields are valid

The user may submit changes

The updated contact is updated and displayed

The user may cancel changes

The contact is displayed as it is

If changed fields are invalid

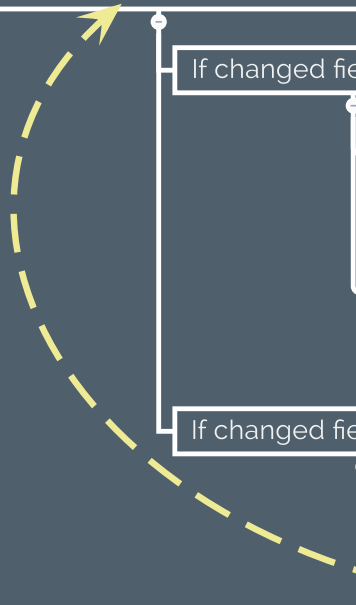
User is prompted to edit the field changes

The changes may be edited

The changes may be cancelled and user returns to the selected contact view

The user may cancel changes

The contact is displayed as it is



Add a contact

User adds contact information

If fields are valid

User may submit entry

user may cancel entry to return to a blank add data form

if fields are invalid

If required field is missing

Alert user to missed requirement

If content violates rules

Alert user to invalid entries and expected input

Fields

Contact type

Name

Business

Email

Phone

Address

Website

Favs

Notes

View Catalog T

Select A Catalog Entry

A user may see the selected catalog information

The user may click to edit

The user may edit the selected catalog entry C

The user may click back to catalog entries

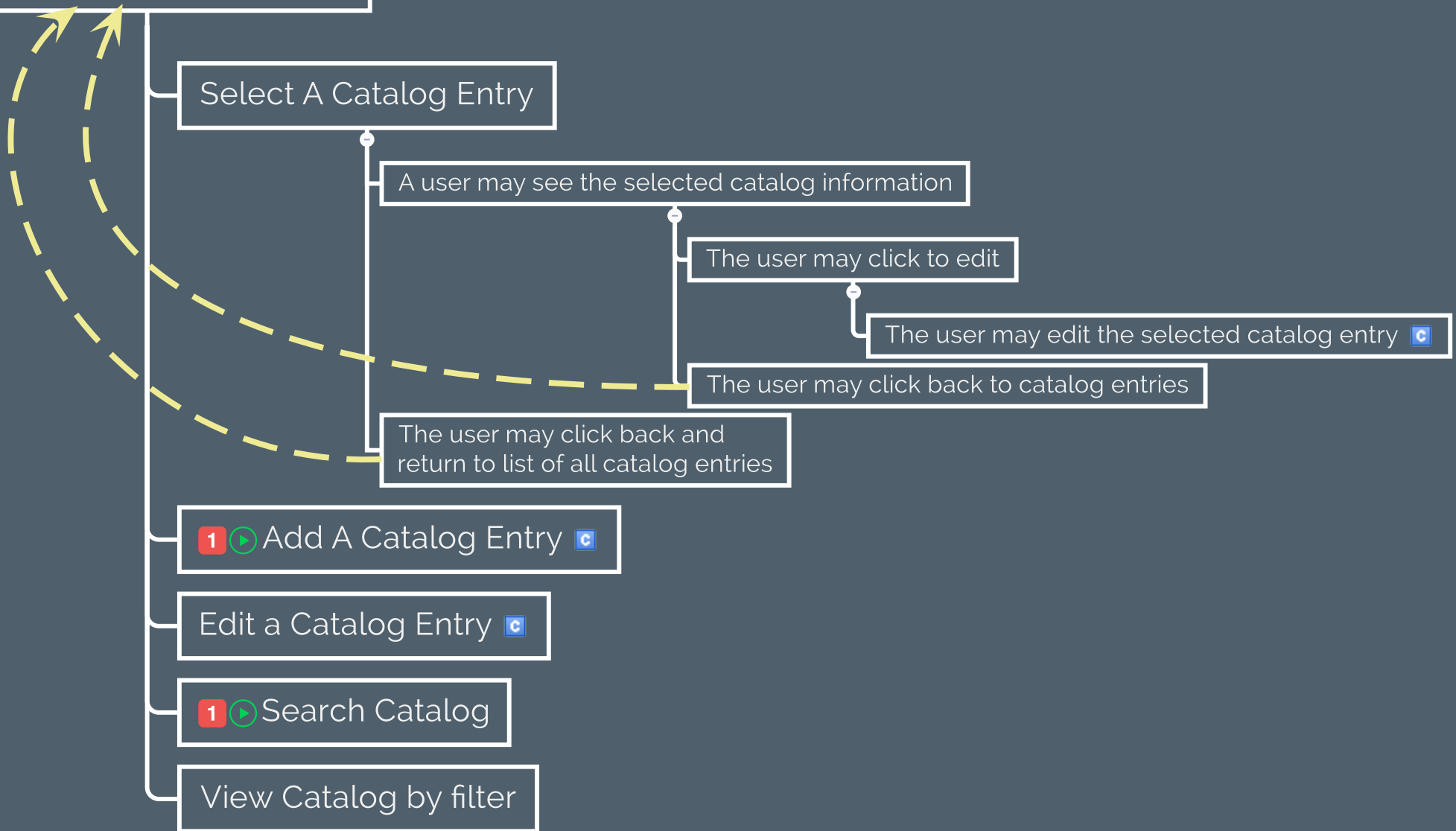
The user may click back and return to list of all catalog entries

1 ▶ Add A Catalog Entry C

Edit a Catalog Entry C

1 ▶ Search Catalog

View Catalog by filter



Edit a Catalog Entry

The user may choose not to edit and return to full catalog

The user may make changes

If changed fields are valid

The user may submit changes

The updated catalog entry is updated and displayed

The user may cancel changes

The updated catalog is displayed as it is

If changed fields are invalid

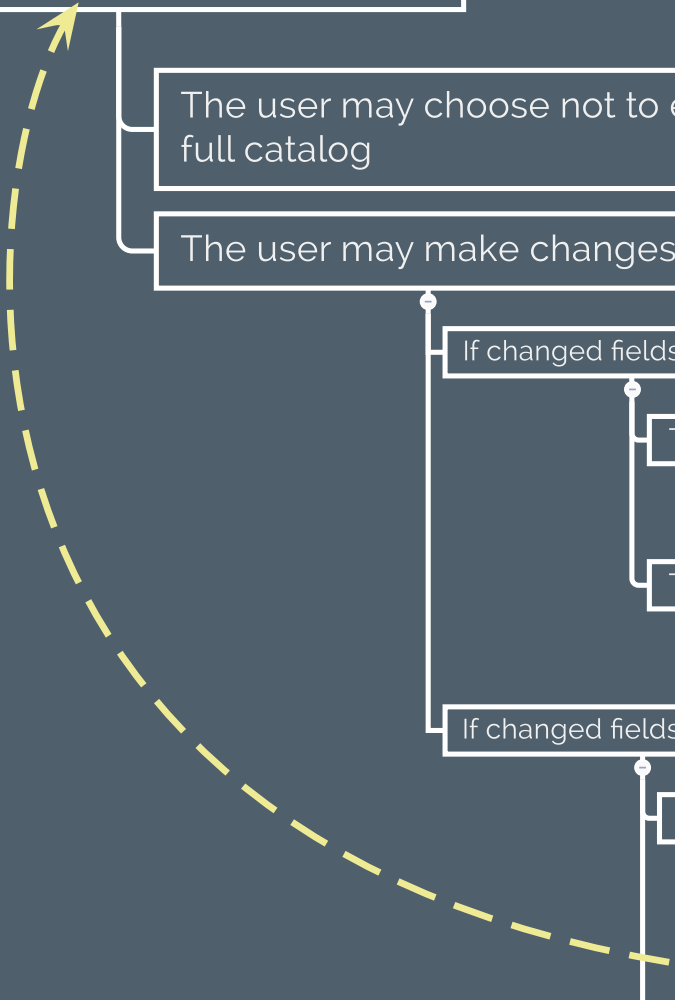
User is prompted to edit the field changes

The changes may be edited

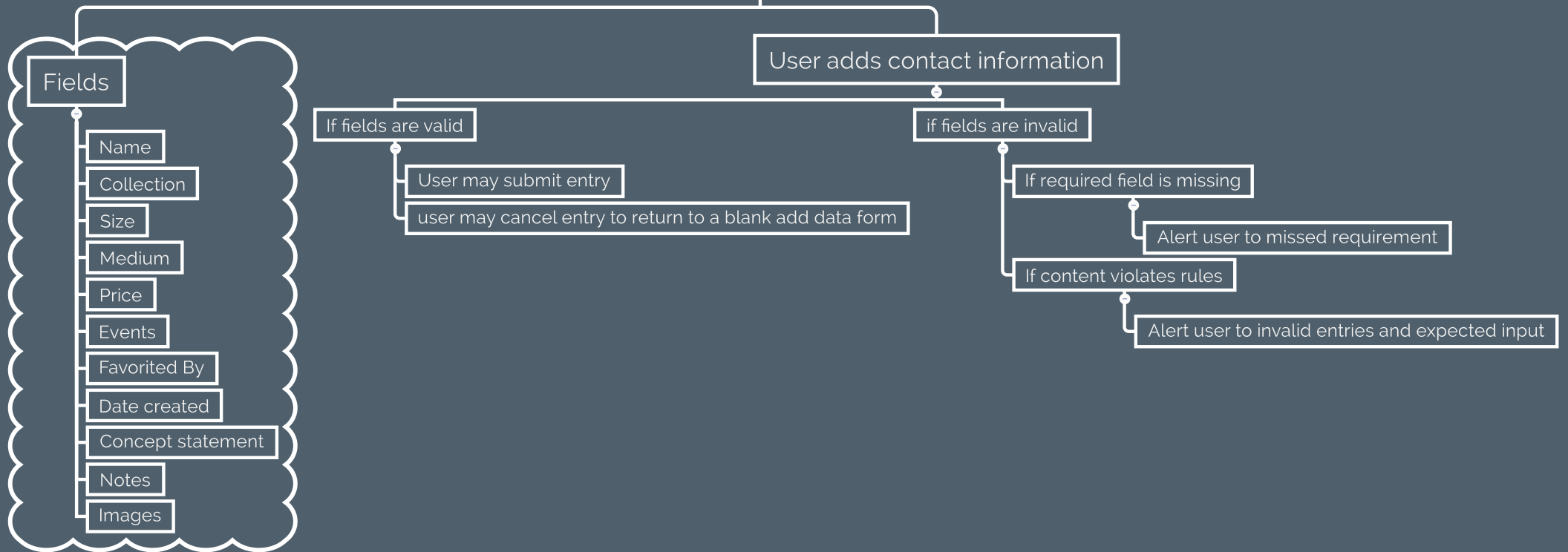
The changes may be cancelled and user returns to the selected catalog entry view

The user may cancel changes

The catalog entry is displayed as it is



1 Add A Catalog Entry



View Events T

Select an event

A user may see the selected event information

The user may click to edit

The user may edit the selected event entry C

The user may click back to event entries

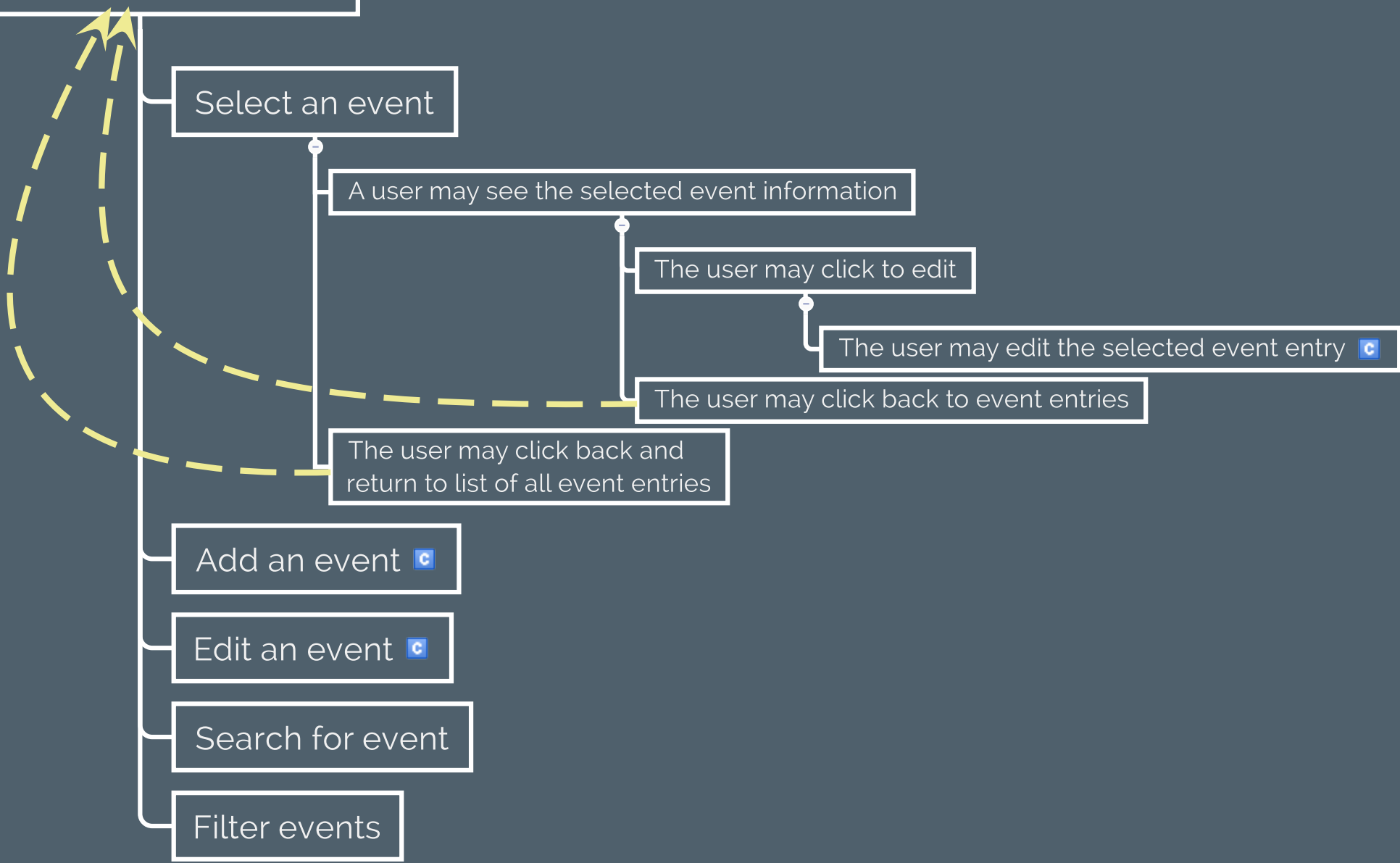
The user may click back and return to list of all event entries

Add an event C

Edit an event C

Search for event

Filter events



Edit an event

The user may choose not to edit and return to list of events

The user may make changes

If changed fields are valid

The user may submit changes

The updated event is updated and displayed

The user may cancel changes

The contact is displayed as it is

If changed fields are invalid

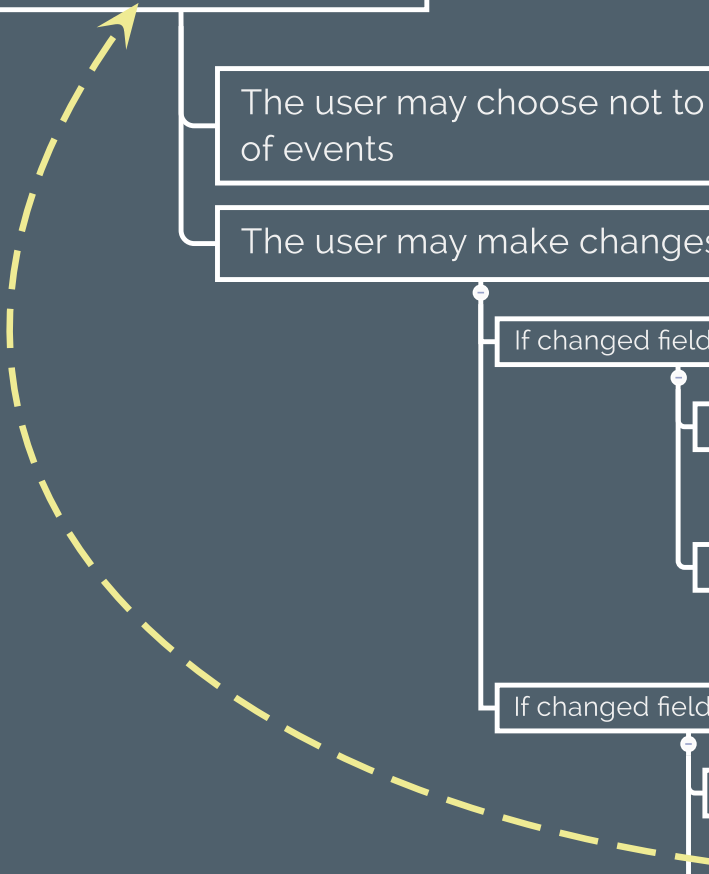
User is prompted to edit the field changes

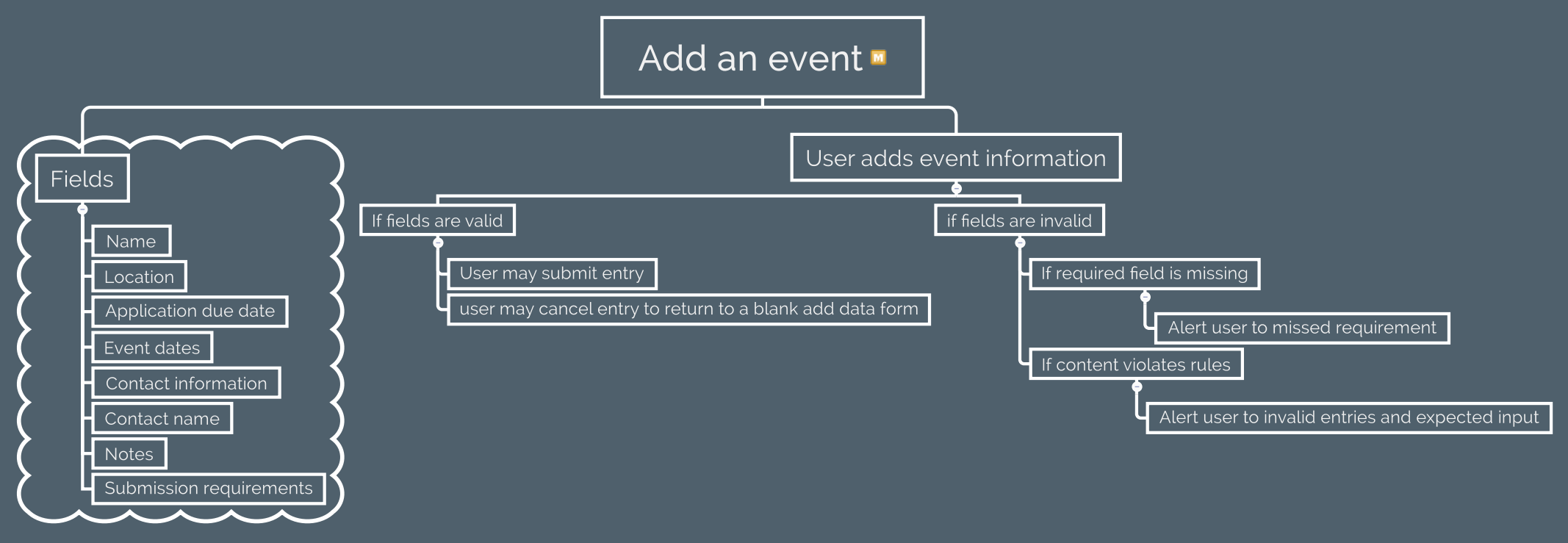
The changes may be edited

The changes may be cancelled and user returns to the selected event view

The user may cancel changes

The event is displayed as it is





View Gallery T

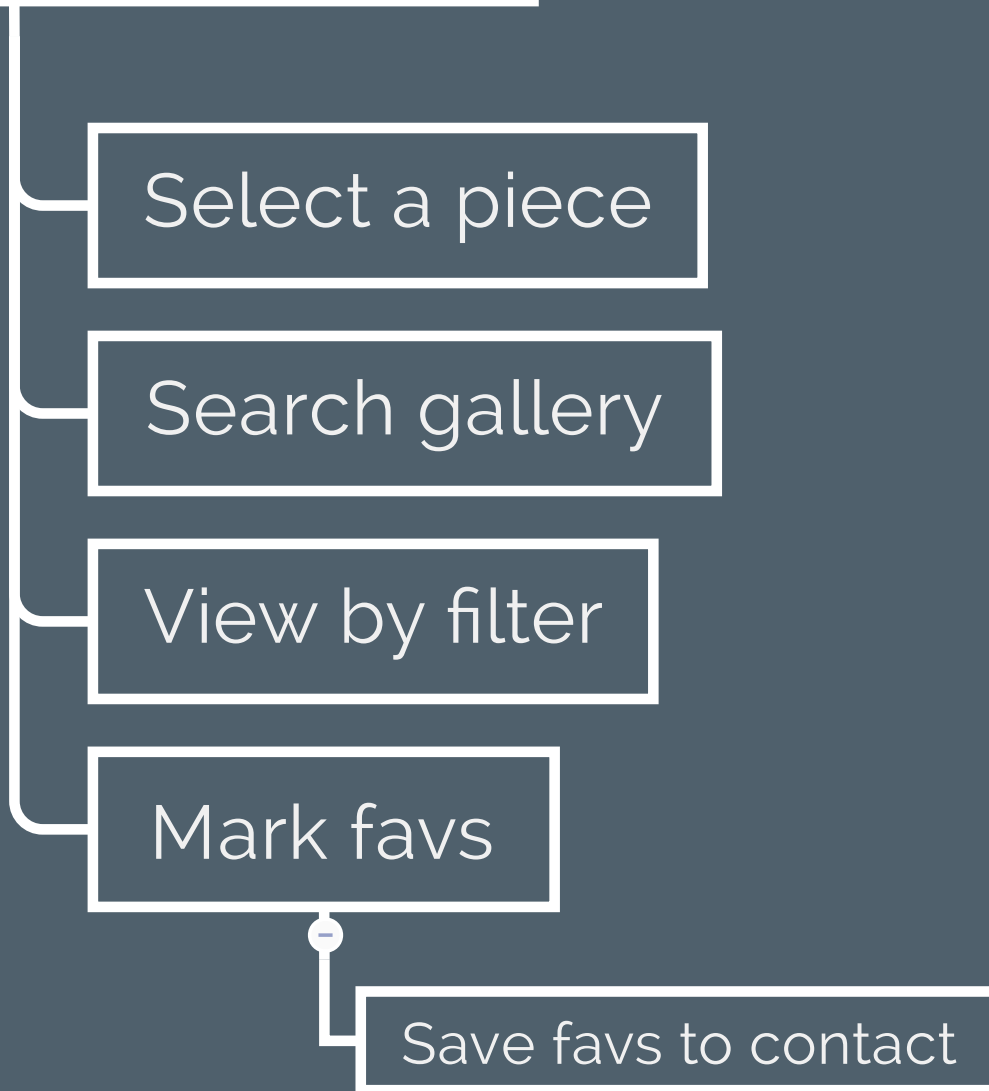
Select a piece

Search gallery

View by filter

Mark favs

Save favs to contact



Add data 

Data type

Contact 

Catalog

Event

Capstone project

Database

Server

Client Side App

- **Landing page**

- Check out a demo
 - The user may go back to landing page
 - The user go to the create account or sign in
- Create account or sign in
 - App home page
 - View contacts
 - Add Contacts
 - View Catalog
 - Add Catalog Entry
 - View Events
 - Add Events
 - View Gallery
 - Add data

View contacts

user may select a contact

- **A user may see the selected contact information**

- The user may click to edit
 - The user may edit the selected Contact
- The user may click to call
- The user may click to send an email
- The user may click back to contact list

- **The user may click back and return to list of contacts**

Add a contact

Search contacts

View contacts by preset filters

User may click to edit contact

Edit A Contact

The user may choose not to edit and return to list of contacts

The user may make changes

- **If changed fields are valid**
 - The user may submit changes
 - The updated contact is updated and displayed
 - The user may cancel changes
 - The contact is displayed as it is
- **If changed fields are invalid**
 - User is prompted to edit the field changes
 - The changes may be edited
 - The changes may be cancelled and user returns to the selected contact view
 - The user may cancel changes
 - The contact is displayed as it is

Add a contact

Fields

- **Contact type**
- **Name**
- **Business**

- **Email**
- **Phone**
- **Address**
- **Website**
- **Favs**
- **Notes**

User adds contact information

- **If fields are valid**
 - User may submit entry
 - user may cancel entry to return to a blank add data form
- **if fields are invalid**
 - If required field is missing
 - Alert user to missed requirement
 - If content violates rules
 - Alert user to invalid entries and expected input

View Catalog

Select A Catalog Entry

- **A user may see the selected catalog information**
 - The user may click to edit
 - The user may edit the selected catalog entry
 - The user may click back to catalog entries
- **The user may click back and return to list of all catalog entries**

Add A Catalog Entry

Edit a Catalog Entry

Search Catalog

View Catalog by filter

Edit a Catalog Entry

The user may choose not to edit and return to full catalog

The user may make changes

- **If changed fields are valid**
 - The user may submit changes
 - The updated catalog entry is updated and displayed
 - The user may cancel changes
 - The updated catalog is displayed as it is
- **If changed fields are invalid**
 - User is prompted to edit the field changes
 - The changes may be edited
 - The changes may be cancelled and user returns to the selected catalog entry view
 - The user may cancel changes
 - The catalog entry is displayed as it is

Add A Catalog Entry

Fields

- **Name**
- **Collection**
- **Size**
- **Medium**
- **Price**
- **Events**
- **Favorited By**
- **Date created**

- **Concept statement**
- **Notes**
- **Images**

User adds contact information

- **If fields are valid**
 - User may submit entry
 - user may cancel entry to return to a blank add data form
- **if fields are invalid**
 - If required field is missing
 - Alert user to missed requirement
 - If content violates rules
 - Alert user to invalid entries and expected input

View Events

Select an event

- **A user may see the selected event information**
 - The user may click to edit
 - The user may edit the selected event entry
 - The user may click back to event entries
- **The user may click back and return to list of all event entries**

Add an event

Edit an event

Search for event

Filter events

Edit an event

The user may choose not to edit and return to list of events

The user may make changes

- **If changed fields are valid**
 - The user may submit changes
 - The updated event is updated and displayed
 - The user may cancel changes
 - The contact is displayed as it is
- **If changed fields are invalid**
 - User is prompted to edit the field changes
 - The changes may be edited
 - The changes may be cancelled and user returns to the selected event view
 - The user may cancel changes
 - The event is displayed as it is

Add an event

Fields

- **Name**
- **Location**
- **Application due date**
- **Event dates**
- **Contact information**
- **Contact name**
- **Notes**
- **Submission requirements**

User adds event information

- **If fields are valid**
 - User may submit entry
 - user may cancel entry to return to a blank add data form

- **if fields are invalid**

- If required field is missing
 - Alert user to missed requirement
- If content violates rules
 - Alert user to invalid entries and expected input

View Gallery

Select a piece

Search gallery

View by filter

Mark favs

- **Save favs to contact**

Add data

Data type

- **Contact**
- **Catalog**
- **Event**